



Accelerated Reader: A Guide for Parents



Accelerated Reader: A Guide for Parents

In Key Stage 2, all students take part in the **Accelerated Reader** programme, which is designed to do the following things:

- Find books that are the right ability for your child
- Encourage your child to read more
- Improve your child's reading ability.



How it works...

Each term, every student takes a **Star Test**, which is a computer-based test that measures a student's reading ability through a series of questions.



Every test for every student is different, and the computer selects different questions for each student dependent on how well they answer the previous questions. Essentially, the computer adapts the test to suit your son or daughter.

Once the student has completed the test, they are then given a **ZPD score** by their teacher.

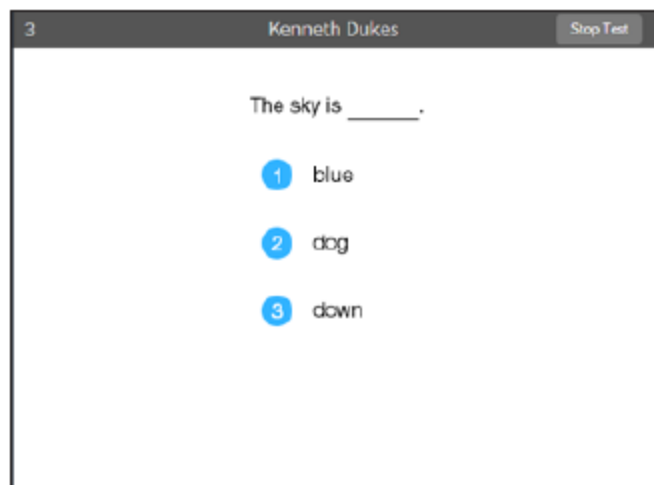
How STAR tests work

- 1) The student must take their time. It is recommended that each child should spend at least 20 minutes on their tests. Students are used to working quickly in timed conditions, but during a STAR test it is about concentration, focus and careful reading.
- 2) Students should not guess answers to questions. Instead, they should wait for the question to time out. This is to ensure the computer is not given a false impression of the student's reading ability.
- 3) Tests are done in exam conditions without any help from other students or the teacher.



Picture 1

Fill-in-the-blank questions have a sentence with a word missing. There will also be a list of three or four words that could fit in the blank. Your job is to choose the word that best completes the sentence.

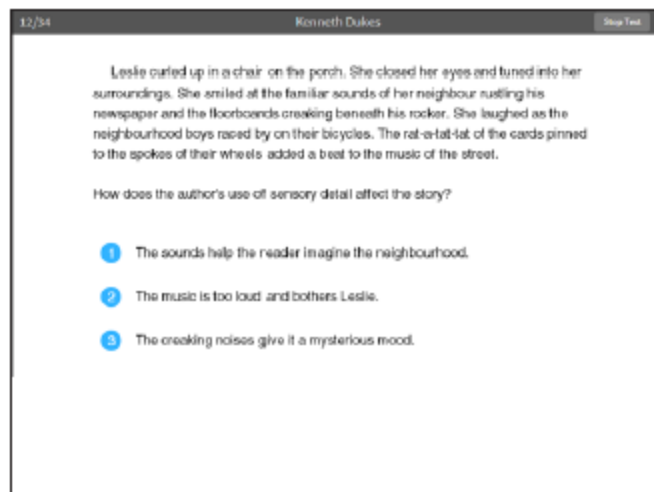


The screenshot shows a web browser window with the title "Kenneth Dukes" and a "Stop Test" button in the top right corner. The page number "3" is in the top left. The main content is a fill-in-the-blank question: "The sky is _____." Below the question is a list of three options, each with a blue circular icon containing a white number:

- 1 blue
- 2 dog
- 3 down

Web browser

Short-answer questions have a text passage at the top, followed by a question about the passage. There will be a list of three or four possible answers. Your job is to choose the best answer to the question.



The screenshot shows a web browser window with the title "Kenneth Dukes" and a "Stop Test" button in the top right corner. The page number "12/34" is in the top left. The main content is a short-answer question. It starts with a text passage:

Leslie curled up in a chair on the porch. She closed her eyes and tuned into her surroundings. She smiled at the familiar sounds of her neighbour rustling his newspaper and the floorboards creaking beneath his rocker. She laughed as the neighbourhood boys raced by on their bicycles. The rat-a-tat-tat of the cards pinned to the spokes of their wheels added a beat to the music of the street.

Below the passage is the question: "How does the author's use of sensory detail affect the story?"

Below the question is a list of three options, each with a blue circular icon containing a white number:

- 1 The sounds help the reader imagine the neighbourhood.
- 2 The music is too loud and bothers Leslie.
- 3 The creaking noises give it a mysterious mood.

A ZPD score is given to your child after completing the STAR test

ZPD is two numbers that the student uses to choose their next reading book.

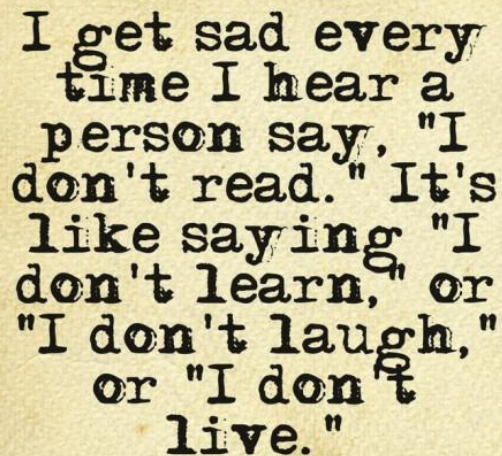
3.2 – 4.6

←
Lowest
number

←
Highest
number

The lowest number is the lowest level of book the student should be choosing.

The highest number is the highest level of book the student should be choosing.



I get sad every
time I hear a
person say, "I
don't read." It's
like saying "I
don't learn," or
"I don't laugh,"
or "I don't
live."

Teachers keep a record of all their ZPDs. These are not shared with the children as we do not want them to compare themselves with others – it is about them making the progress.

A new STAR test takes place every term, so students can see improvements in their reading ability, but also choose more challenging books.

Book Choice

- It is recommended that students should choose books at the lower end of the ZPD
- E.g. ZPD range 1.9 – 2.8
- The student chooses books in the 1.9 – 2.2 range.
- When they pass 3 quizzes with 85% or more then they can move up the ZPD or choose a longer book

All the AR books in the LRC are colour-coded to help the student find the right one.



0.0 to 1.9



2 to 2.9



3 to 3.9




4 to 4.9



5 to 5.9

Students should only choose books within their numbers and the colours make it easier for them to choose the right book.



Millionaire's Club

Each time you read a book and then take a quiz,
you are building up your 'words read' total.

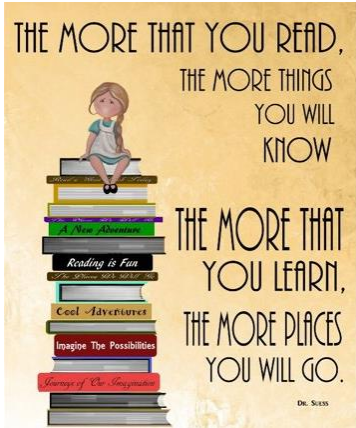
The first person who gets to

1,000,000 words

Will get a 'Word Millionaire Badge'



AR Quizzes



A quiz is different to a STAR test because students only take a quiz **after** they have *finished* a book.

There are usually about 10 questions on the book that has been read. At the end of the quiz the students are given a percentage to show them how well they have done.

There are some important rules for taking quizzes:

- 1) The book the child is quizzed on **must be a book they have read in the last 1-2 days**. AR is not a memory test but rather measuring reading ability.
- 2) A student cannot take a quiz until they have read the entire text.
- 3) Quizzes must be done individually, not with anyone's help.

To read without reflecting is like eating without digesting.

- EDMUND BURKE

<http://fb.me>


Feedback

- The aim is for the children to achieve between 85% and 95% on average. Then we know the books are the right level of challenge.
- The class teacher will monitor how well your child is doing and what they need to do to get better at reading.
- Class teachers are also there to ensure students are reading the right category and type of books.
- The computer can tell teachers very specific information about your child's reading development. For instance, it can even explain how many minutes a day your child is reading.



“How much should my child read each day?”

- According to Renaissance Learning’s research, children who read at least 20 minutes a day with a 90% comprehension rate on AR quizzes see the greatest gains.
- Therefore, your child should have at least 20 minutes set aside for reading during day.
- Class teachers set reading homework on top of the other homework they set.



“How can I help?”

- As with anything, performance improves with practice.
- Encourage your child to read at home.
- Create a culture of reading in your household by reading with your child, starting a home library, visiting your local library, charity shop or bookshop on a regular basis and by letting your child see you reading.
- When reading with your child stop and ask questions to be sure your child comprehends what they have read and in general make a habit of discussing books that each of you has read.



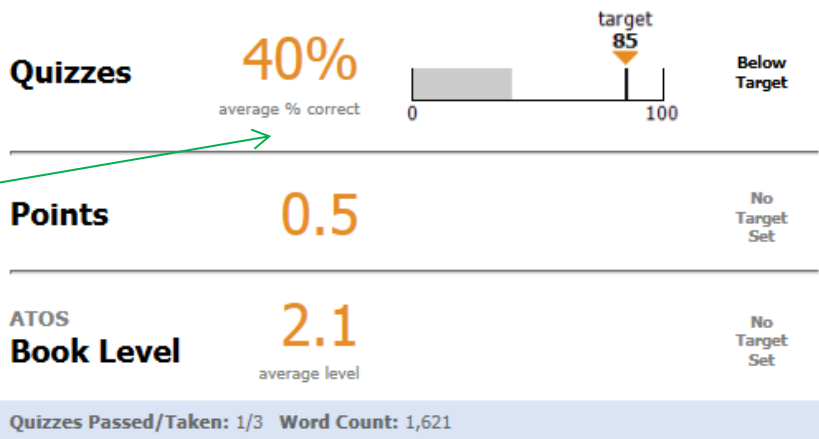
Accelerated Reader

Reading Practice Quizzes Vocabulary Practice Quizzes

My Overall Progress

03/01/2017 - 07/04/2017 (14% Complete)

Current Marking Period



Reader Certifications

Only passed quizzes count toward certification.

Last Achieved:
None

Current Target:
No Target Set

My Last Quiz

Taken 10/01/2017



The Cat in the Hat Comes Back

By Dr. Seuss
ATOS Book Level: 2.1
Interest Level:

0 of 5 Correct **0%**

0.0 of 0.5 Points **0.0**

View My Bookshelf

Find Books

With Accelerated Reader Quizzes




Click to Open in New Window

Average quiz score

Points earned



Average book category.

Last book read and quizzed on. Include % correct and points earned from book.



Can a child who is not a strong reader still use Accelerated Reader?

- Accelerated Reader helps all children become better readers, regardless of initial ability.
- When children read books at their appropriate level, they experience success.
- Furthermore, teachers work with children to set appropriate targets based on each child's reading category.



Any Questions ?

