

Main Task









Using the premade table on the next slide, work out the row, the columns and write down the number sentence to match each one.

You can recreate this with objects in your home so you can split the objects up to make the rows and columns clear to see.

Let me show you!



Array	Description - Rows	Description - Columns	Number sentences
	____ rows. ____ in each row.	____ columns. ____ in each column.	
	____ rows. ____ in each row.	____ columns. ____ in each column.	
	____ rows. ____ in each row.	____ columns. ____ in each column.	
	____ rows. ____ in each row.	____ columns. ____ in each column.	
	____ rows. ____ in each row.	____ columns. ____ in each column.	
	____ rows. ____ in each row.	____ columns. ____ in each column.	